








Фасонные элементы кислотоупорной плитки:

| | |
|---|---|
|  | <p>Ref. 753 Peldaño plano 24,5 x 30,5 cm 9.6" x 12.0" 18 mm C-3 R11</p> |
|  | <p>Ref. 711 Angular 12 x 24,5 x 3 cm 4.7" x 9.6" x 1.2" r= 3 cm - 1.2" C-3 R11</p> |
|  | <p>Ref. 715 Esquina exterior angular arista 12 x 12 x 3 cm 4.7" x 4.7" x 1.2" C-3 R11</p> |
|  | <p>Ref. 714 Esquina exterior angular romo 12 x 12 x 3 cm 4.7" x 4.7" x 1.2" C-3 R11</p> |
|  | <p>Ref. 731 Zócalo 12 x 24,5 x 3,5 cm 4.7" x 9.6" x 1.4" r= 3 cm - 1.2" C-3 R11</p> |
|  | <p>Ref. 750 Zócalo romo 16,2 x 24,5 x 4 cm 6.4" x 9.6" x 1.6" r= 3 cm - 1.2" C-3 R11</p> |
|  | <p>Ref. 735 Rodapié 9 x 24,5 cm 3.5" x 9.6" C-3 R11</p> |

| | |
|--|---|
|  | <p>Ref. 730 Canaleta 15 x 24,5 x 3 cm 5.9" x 9.6" x 1.2" C-3 R11</p> |
|  | <p>Ref. 730 Canaleta sumidero 15 x 24,5 x 3 cm 5.9" x 9.6" x 1.2" Ø= 50/65 mm C-3 R11</p> |
|  | <p>Ref. 744 Media caña 3 x 24,5 1.2" x 9.6" C-3 R11</p> |
|  | <p>Ref. 743 Arista 3 x 24,5 1.2" x 9.6" C-3 R11</p> |
|  | <p>Ref. 741 Ángulo interior 12 x 3,5 x 3,5 cm 4.7" x 1.4" x 1.4" r=3 cm - r=1.2" C-3 R11</p> |
|  | <p>Ref. 742 Ángulo exterior 12 x 4,75 x 4,75 cm 4.7" x 1.9" x 1.9" r=3 cm - r=1.2" C-3 R11</p> |
|  | <p>Ref. 751 Ángulo interior romo 16,2 x 5,5 x 5,5 cm 6.4" x 2.2" x 2.2" r=3 cm - r=1.2" C-3 R11</p> |
|  | <p>Ref. 752 Ángulo exterior romo 16,2 x 5,75 x 5,75 cm 6.4" x 2.3" x 2.3" r=3 cm - r=1.2" C-3 R11</p> |

Примеры использования фасонных элементов:

